


OPERATOR PANEL ENCLOSURES



OP-100-A	OPEN FRONT PANEL 233 x 130 x 83 mm
OP-100-K	CLOSED FRONT PANEL
MATERIAL	ABS-FR
COLOR	BLACK
PACKAGING	5 PCS/BOX


OPERATOR PANEL ENCLOSURES



OP-300	CLOSED FRONT PANEL 180 x 130 x 50 mm
OP-300-A	CURVED LCD PANEL
OP-300-B	FLAT LCD PANEL

OPERATOR PANEL ENCLOSURES

MATERIAL	ABS
COLOR	DARK GRAY / BLACK / LIGHT GRAY
PACKAGING	10 PCS/BOX



OP-310	CLOSED FRONT PANEL 180 x 130 x 89 mm
OP-310-A	CURVED LCD PANEL
OP-310-B	FLAT LCD PANEL

OPERATOR PANEL ENCLOSURES

MATERIAL	ABS
COLOR	DARK GRAY / BLACK / LIGHT GRAY
PACKAGING	10 PCS/BOX




PT-340

PANEL
255 x 118 x 23 mm

OPERATOR PANEL ENCLOSURES

MATERIAL	ABS
COLOR	LIGHT GRAY / DARK GRAY
PACKAGING	10 PCS/BOX



OP-358

209.6 x 146.5 x 46,5 mm

OPERATOR PANEL ENCLOSURES

OP-358-A

7" OPEN FRONT PANEL

OP-358-K

CLOSED FRONT PANEL

MATERIAL	ABS
COLOR	DARK GRAY / BLACK / LIGHT GRAY
PACKAGING	10 PCS/BOX



OP-360

209.6 x 146.5 x 65.7 mm

OPERATOR PANEL ENCLOSURES


OP-360-A

7" OPEN FRONT PANEL

OP-360-K

CLOSED FRONT PANEL

MATERIAL	ABS
COLOR	DARK GRAY / BLACK / LIGHT GRAY
PACKAGING	10 PCS/BOX



OP-362

209.6 x 146.5 x 92.7 mm

OPERATOR PANEL ENCLOSURES

OP-362-A

7" OPEN FRONT PANEL

OP-362-K

CLOSED FRONT PANEL

MATERIAL	ABS
COLOR	DARK GRAY / BLACK / LIGHT GRAY
PACKAGING	1 PCS/BOX